

2017 Space Survey – Summary Report by Division

Facilities Planning & Capital Projects
 Office of Space Management
 Contact: Jeffrey Dumars, X6-6588

Census Date 10/31/2017

Division 140000 - Student Affairs
Division Admin Keith Humphrey, VP Student Affairs

Summary of Division Space*

Total Number of Buildings 23
 Total Number of Rooms 557
 Total Assignable Square Footage (ASF) 258,871
 *Excluding University Housing

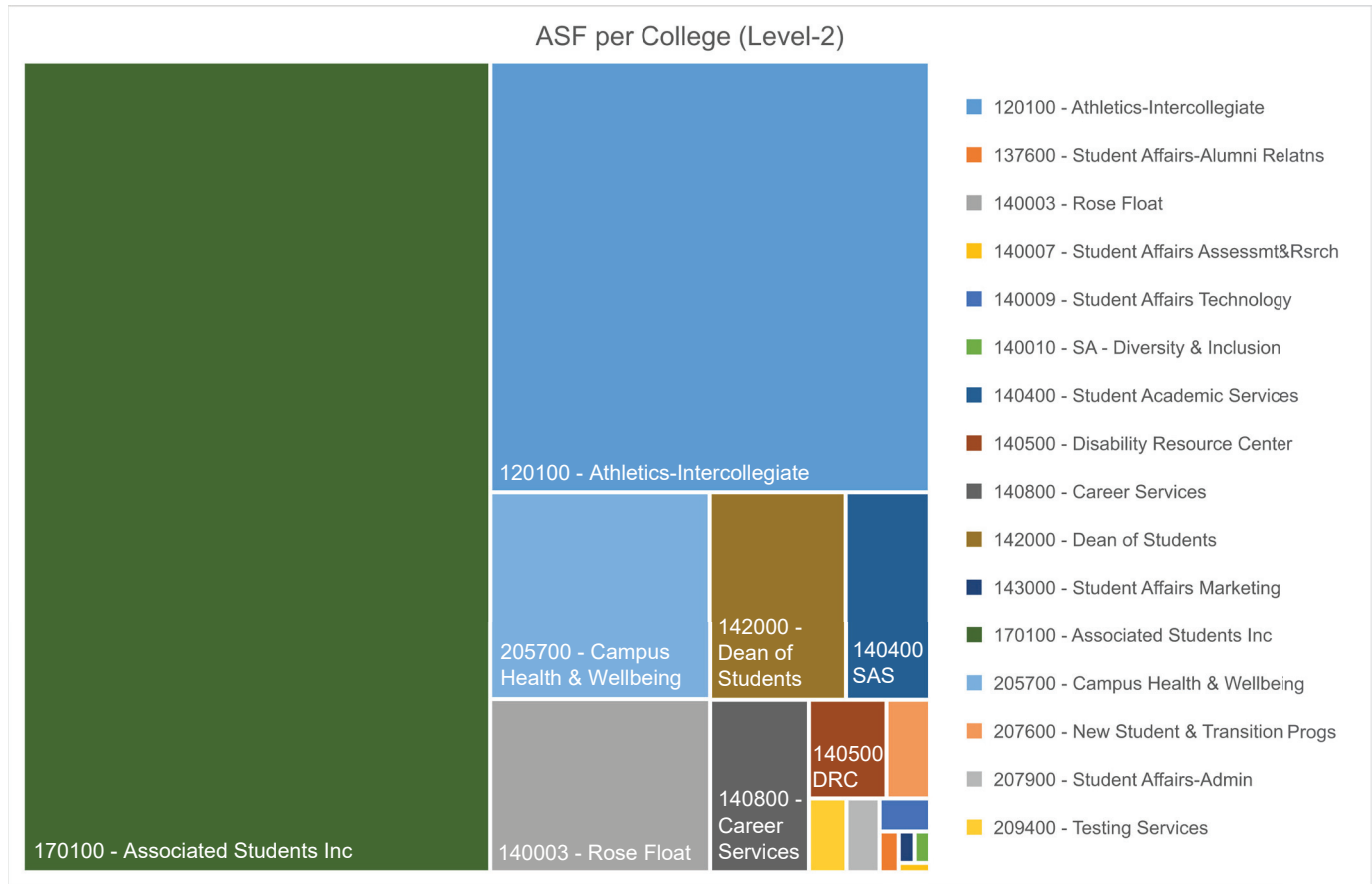


Chart 1: ASF per Department & Room Type

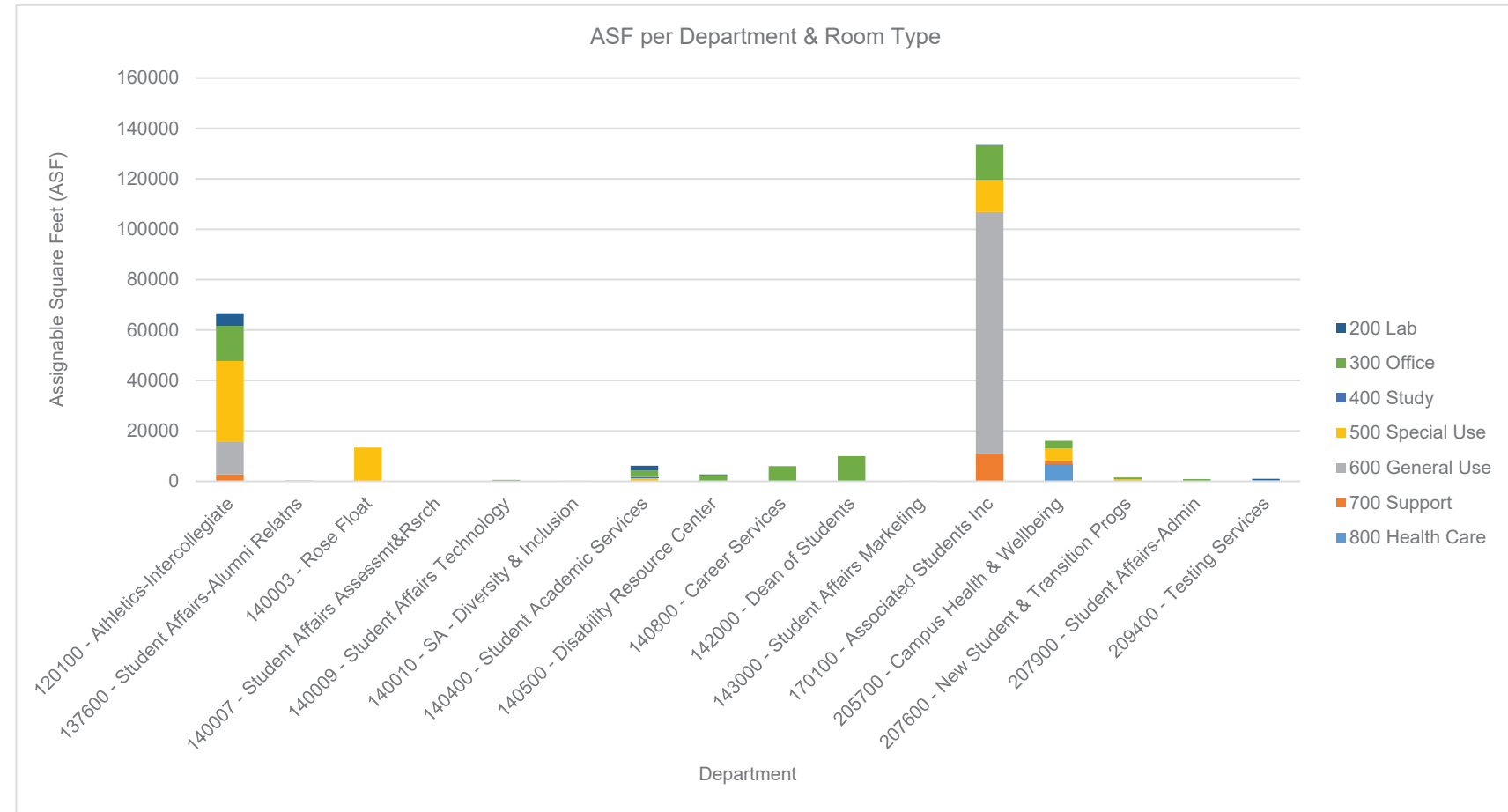


Table 1: ASF per Department & Room Type

College (Level-2)	200 Lab		300 Office		400 Study		500 Special Use		600 General Use		700 Support		800 Health Care		TOTAL ASF	TOTAL ROOMS
	ASF	Rooms	ASF	Rooms	ASF	Rooms	ASF	Rooms	ASF	Rooms	ASF	Rooms	ASF	Rooms		
120100 - Athletics-Intercollegiate	4,983	15	13,926	62	-	-	32,178	14	12,782	17	2,768	12	-	-	66,637	120
137600 - Student Affairs-Alumni Relatns	-	-	274	2	-	-	-	-	-	-	-	-	-	-	274	2
140003 - Rose Float	-	-	-	-	-	-	13,370	10	-	-	-	-	-	-	13,370	10
140007 - Student Affairs Assessmt&Rsrch	-	-	104	1	-	-	-	-	-	-	-	-	-	-	104	1
140009 - Student Affairs Technology	-	-	586	3	-	-	-	-	-	-	-	-	-	-	586	3
140010 - SA - Diversity & Inclusion	-	-	172	1	-	-	-	-	-	-	-	-	-	-	172	1
140400 - Student Academic Services	1,910	5	2,599	12	285	2	1,363	7	-	-	-	-	-	-	6,157	26
140500 - Disability Resource Center	340	2	2,345	17	-	-	-	-	-	-	-	-	-	-	2,685	19
140800 - Career Services	-	-	5,892	36	-	-	-	-	-	-	100	2	-	-	5,992	38
142000 - Dean of Students	-	-	9,949	57	-	-	-	-	-	-	-	-	-	-	9,949	57
143000 - Student Affairs Marketing	-	-	175	2	-	-	-	-	-	-	-	-	-	-	175	2
170100 - Associated Students Inc	275	1	13,597	61	-	-	12,736	26	95,733	47	11,049	25	-	-	133,390	160
205700 - Campus Health & Wellbeing	-	-	3,054	15	-	-	4,730	35	-	-	1,478	6	6,778	48	16,040	104
207600 - New Student & Transition Progs	-	-	732	2	-	-	777	2	-	-	-	-	-	-	1,509	4
207900 - Student Affairs-Admin	-	-	858	5	-	-	-	-	-	-	-	-	-	-	858	5
209400 - Testing Services	472	2	376	2	-	-	-	-	-	-	125	1	-	-	973	5
TOTAL ASSIGNABLE	7,980	25	54,639	278	285	2	65,154	94	108,515	64	15,520	46	6,778	48	258,871	557

Chart 2: ASF per Building & Department

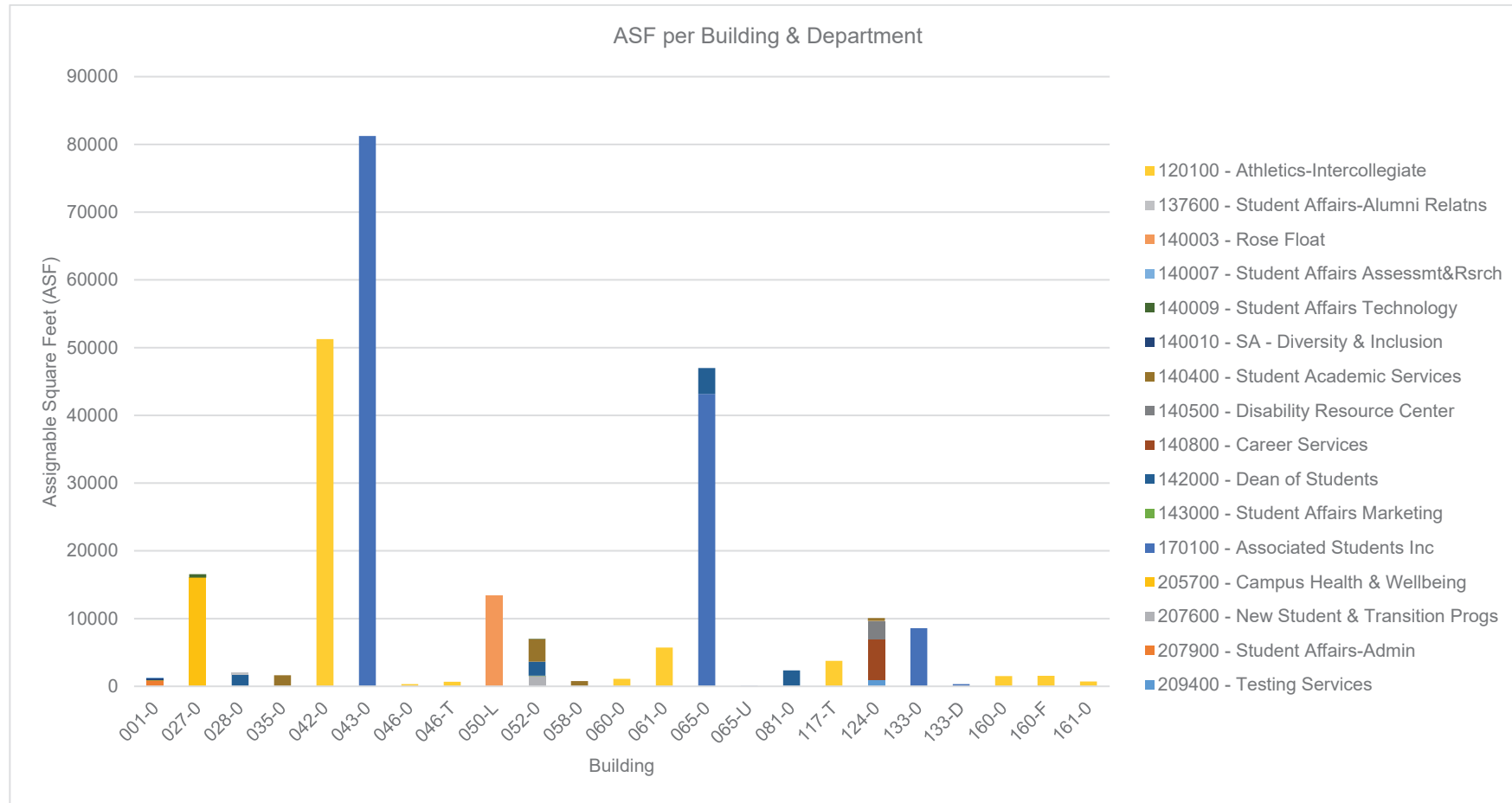


Table 2: ASF per Building & Department

Building	120100 - Athletics-Intercollegiate		137600 - Student Affairs-Alumni Relatns		140003 - Rose Float		140007 - Student Affairs Assessmt&Rsrch		140009 - Student Affairs Technology		140010 - SA - Diversity & Inclusion		140400 - Student Academic Services		140500 - Disability Resource Center		140800 - Career Services		142000 - Dean of Students		143000 - Student Affairs Marketing		170100 - Associated Students Inc		205700 - Campus Health & Wellbeing		207600 - New Student & Transition Progs		207900 - Student Affairs-Admin		209400 - Testing Services		TOTAL ASF	TOTAL ROOMS	
	ASF	Rooms	ASF	Rooms	ASF	Rooms	ASF	Rooms	ASF	Rooms	ASF	Rooms	ASF	Rooms	ASF	Rooms	ASF	Rooms	ASF	Rooms	ASF	Rooms	ASF	Rooms	ASF	Rooms	ASF	Rooms	ASF	Rooms	ASF	Rooms			
001-0	-	-	-	-	-	-	104	1	-	-	172	1	-	-	-	-	-	-	-	-	-	101	1	-	-	-	-	-	-	858	5	-	-	1,235	8
027-0	-	-	-	-	-	-	-	-	512	2	-	-	-	-	-	-	-	-	-	-	-	-	-	-	-	-	16,040	104	-	-	-	-	16,552	106	
028-0	-	-	274	2	-	-	-	-	-	-	-	-	-	-	-	-	-	-	-	-	-	-	-	-	-	-	-	-	-	-	-	-	2,000	8	
035-0	-	-	-	-	-	-	-	-	-	-	-	-	1,630	7	-	-	-	-	-	-	-	-	-	-	-	-	-	-	-	-	-	-	1,630	7	
042-0	51,265	66	-	-	-	-	-	-	-	-	-	-	-	-	-	-	-	-	-	-	-	-	-	-	-	-	-	-	-	-	-	-	51,265	66	
043-0	-	-	-	-	-	-	-	-	-	-	-	-	-	-	-	-	-	-	-	-	-	-	-	81,241	70	-	-	-	-	-	-	-	81,241	70	
046-0	319	2	-	-	-	-	-	-	-	-	-	-	-	-	-	-	-	-	-	-	-	-	-	-	-	-	-	-	-	-	-	-	319	2	
046-T	680	4	-	-	-	-	-	-	-	-	-	-	-	-	-	-	-	-	-	-	-	-	-	-	-	-	-	-	-	-	-	-	680	4	
050-L	-	-	-	-	13,370	10	-	-	-	-	-	-	-	-	-	-	-	-	-	-	-	-	-	-	-	-	-	-	-	-	-	-	-	13,370	10
052-0	-	-	-	-	-	-	-	-	74	1	-	-	3,317	13	-	-	-	-	-	-	-	-	-	-	-	-	-	-	1,509	4	-	-	-	7,034	26
058-0	-	-	-	-	-	-	-	-	-	-	-	-	779	2	-	-	-	-	-	-	-	-	-	-	-	-	-	-	-	-	-	-	-	779	2
060-0	1,099	8	-	-	-	-	-	-	-	-	-	-	-	-	-	-	-	-	-	-	-	-	-	-	-	-	-	-	-	-	-	-	-	1,099	8
061-0	5,726	20	-	-	-	-	-	-	-	-	-	-	-	-	-	-	-	-	-	-	-	-	-	-	-	-	-	-	-	-	-	-	-	5,726	20
065-0	-	-	-	-	-	-	-	-	-	-	-	-	-	-	-	-	-	-	-	-	-	-	-	43,162	63	-	-	-	-	-	-	-	-	46,984	82
065-U	-	-	-	-	-	-	-	-	-	-	-	-	-	-	-	-	-	-	-	-	-	-	63	1	-	-	-	-	-	-	-	-	-	63	1
081-0	-	-	-	-	-	-	-	-	-	-	-	-	-	-	-	-	-	-	-	-	-	-	-	-	-	-	-	-	-	-	-	-	-	2,341	25
117-T	3,757	12	-	-	-	-	-	-	-	-	-	-	-	-	-	-	-	-	-	-	-	-	-	-	-	-	-	-	-	-	-	-	-	3,757	12
124-0	-	-	-	-	-	-	-	-	-	-	-	-	431	4	2,685	19	5,992	38	-	-	-	-	-	-	-	-	-	-	-	-	-	-	-	10,081	66
133-0	-	-	-	-	-	-	-	-	-	-	-	-	-	-	-	-	-	-	-	-	-	-	-	8,589	25	-	-	-	-	-	-	-	-	8,589	25
133-D	-	-	-	-	-	-	-	-	-	-	-	-	-	-	-	-	-	-	-	-	-	-	-	335	1	-	-	-	-	-	-	-	-	335	1
160-0	1,516	4	-	-	-	-	-	-	-	-	-	-	-	-	-	-	-	-	-	-	-	-	-	-	-	-	-	-	-	-	-	-	-	1,516	4
160-F	1,553	1	-	-	-	-	-	-	-	-	-	-	-	-	-	-	-	-	-	-	-	-	-	-	-	-	-	-	-	-	-	-	-	1,553	1
161-0	722	3	-	-	-	-	-	-	-	-	-	-	-	-	-	-	-	-	-	-	-	-	-	-	-	-	-	-	-	-	-	-	-	722	3
TOTAL ASSIGNABLE	66,637	120	274	2	13,370	10	104	1	586	3	172	1	6,157	26	2,685	19	5,992	38	9,949	57	175	2	133,390	160	16,040	104	1,509	4	858	5	973	5	258,871	557	